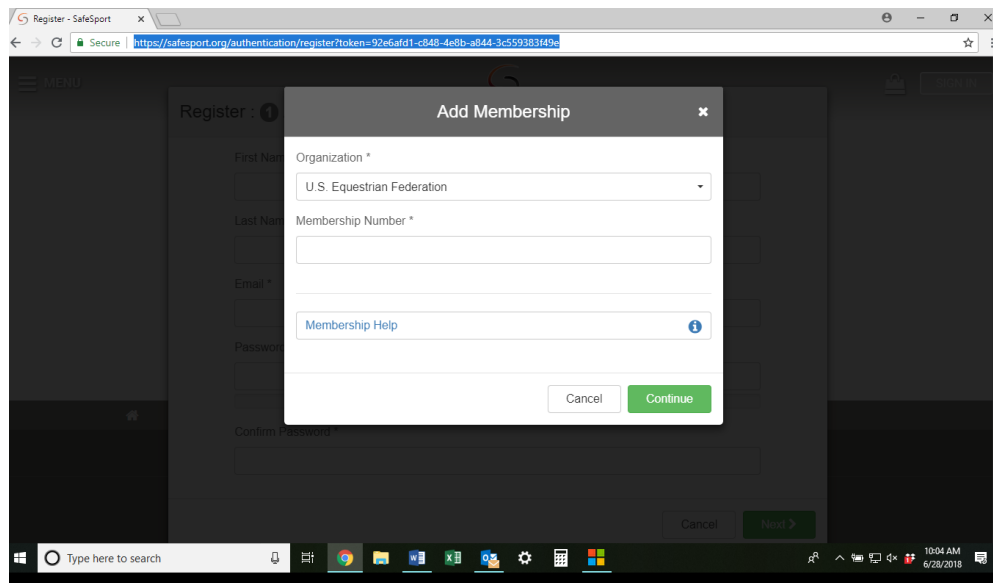


Link to Safe Sport Training from the USEF Website:

<https://www.usef.org/compete/resources-forms/rules-regulations/safe-sport>, then click on the safe sport icon on the dashboard:

which will take you here:

<https://safesport.org/authentication/register?token=92e6afd1-c848-4e8b-a844-3c559383f49e>



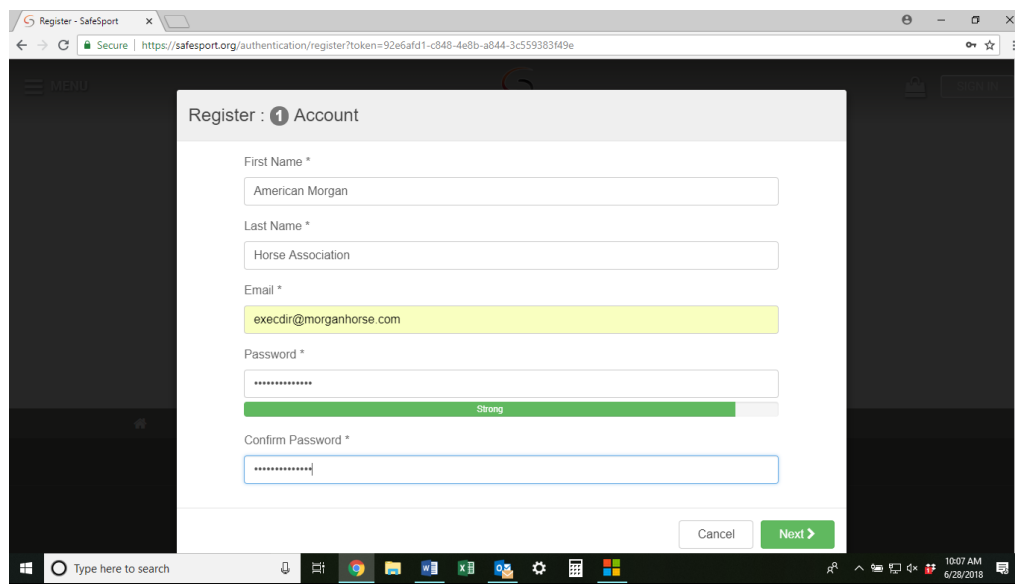
A screenshot of a web browser showing the 'Add Membership' form. The form is a modal window with a dark background. It contains the following fields: 'Organization *' with a dropdown menu showing 'U.S. Equestrian Federation'; 'Membership Number *' with an empty text input; and 'Membership Help' with an information icon. At the bottom of the modal are 'Cancel' and 'Continue' buttons. The browser's address bar shows the URL: <https://safesport.org/authentication/register?token=92e6afd1-c848-4e8b-a844-3c559383f49e>. The Windows taskbar is visible at the bottom of the screen.

Put your membership number in and continue....

(You will need a current USEF Membership to be able to access this training for FREE.)

Click the check box to “certify” and save.....

Register your account (this is so you have an account to access the Safe Sport Training which is NOT on the USEF website)....write down your password!!!!



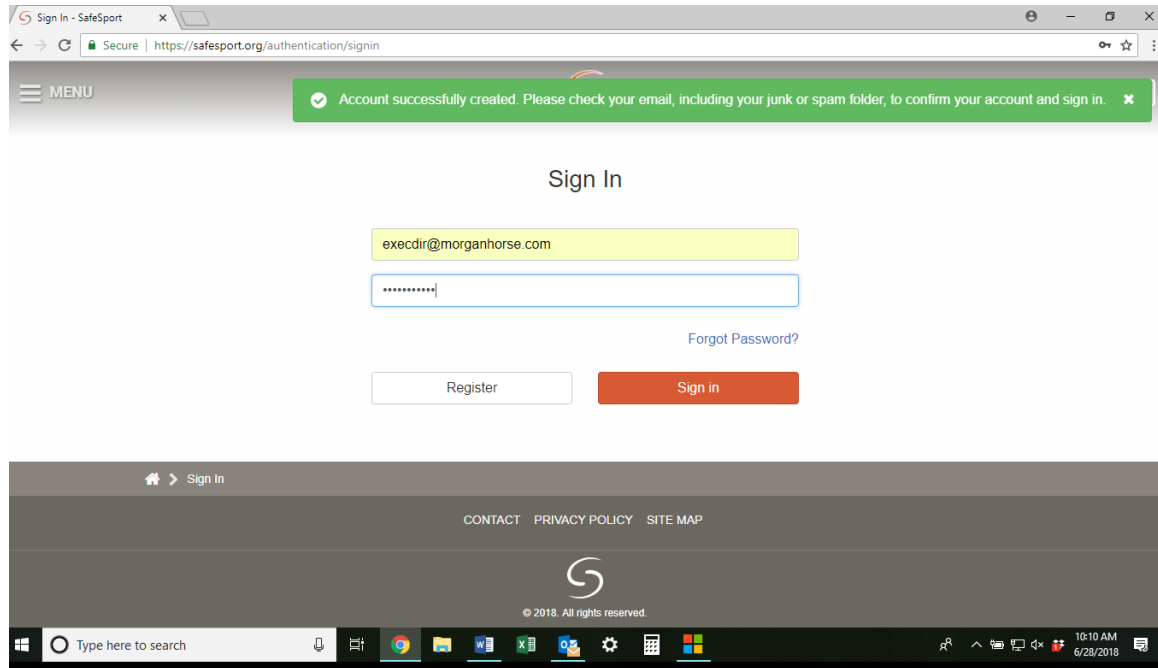
A screenshot of a web browser showing the 'Register : Account' form. The form is a modal window with a dark background. It contains the following fields: 'First Name *' with the text 'American Morgan'; 'Last Name *' with the text 'Horse Association'; 'Email *' with the text 'execdir@morganhorse.com'; 'Password *' with a masked input and a strength indicator showing 'Strong'; and 'Confirm Password *' with a masked input. At the bottom of the modal are 'Cancel' and 'Next >' buttons. The browser's address bar shows the URL: <https://safesport.org/authentication/register?token=92e6afd1-c848-4e8b-a844-3c559383f49e>. The Windows taskbar is visible at the bottom of the screen.

Click next,

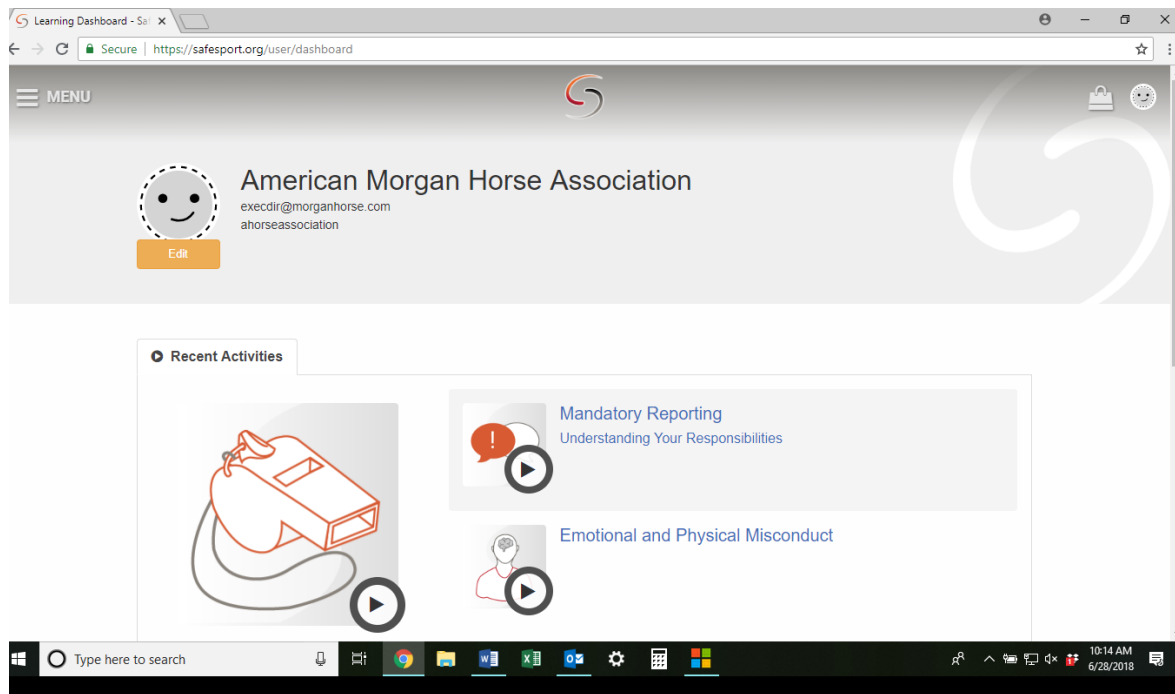
Complete the profile and “save,”

It will take you to the sign in page....

Enter your e-mail and password that you just created earlier....



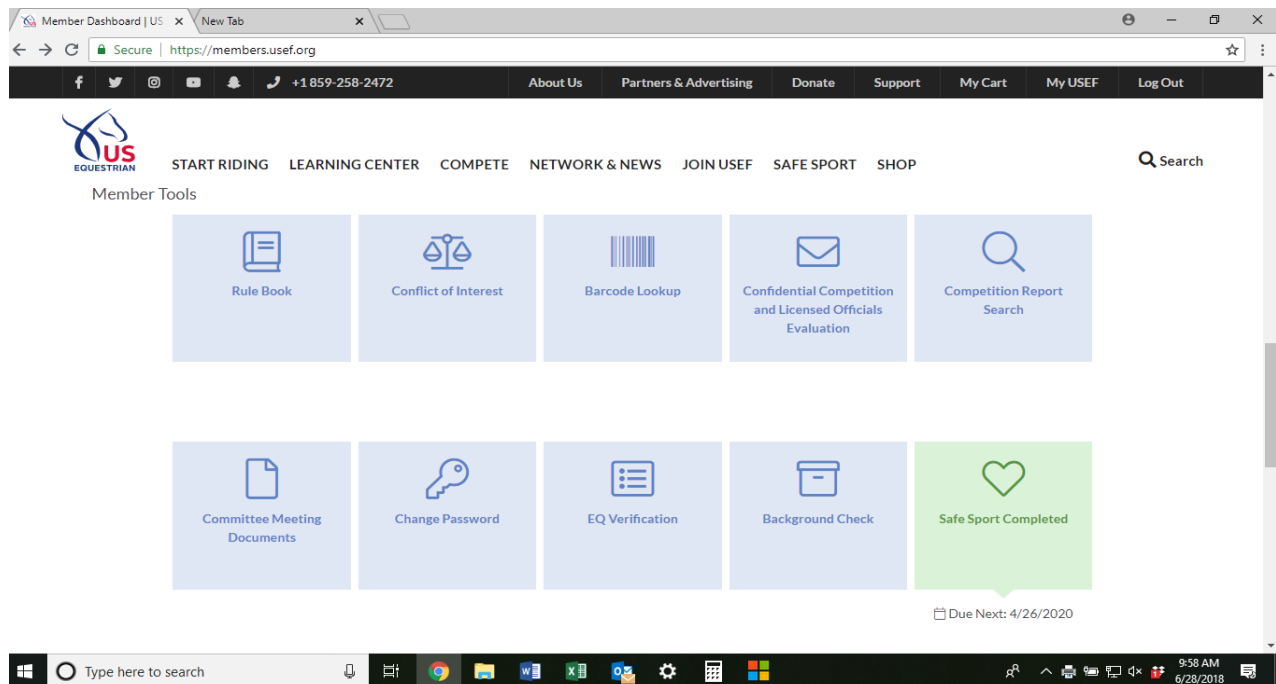
If you get error messages, you might have to confirm/verify your e-mail if they forward you an e-mail to do that. It will tell you if it needs you to do that. This is where the most people have reported issues. It seems like you try to create your account but then it doesn't work. I've found that if you have followed all these steps and still cannot log in, try getting out of the system, log out and log back in and try it again. When I did that, it brings you to the training page to start and then you shouldn't have any further problems.



Then, you just start watching the videos, taking the quizzes and proceeding through the entire course. When you are done, it provides you with certificates, please save and send copies to the AMHA Office.

You do not have to complete the training all in one sitting. It saves what you have done and you can log back in numerous times until it is done. I did it all in one setting and from the point of setting up my account and properly logging in (that took about 15 minutes) then the training itself took about 1 ½ hours. It will vary depending on how fast you answer questions.

This is what your personal dashboard on the USEF website will look like when you have completed the safe sport training. See bottom right hand box. It will show the next “due date” for when you will need to complete the course again.



If you need assistance, contact USEF at (859) 258-2472.

The overall course certificate will look like this (*unless they have updated it since I took the course...*):

