



American Morgan Horse Association, Inc.
 4037 Iron Works Parkway, Suite 130, Lexington, KY 40511-8508
 (802) 985-4944 • Fax: (859) 287-3555
 Registry@morganhorse.com
 www.morganhorse.com

REGISTRATION APPLICATION

CHECK LIST

- To expedite processing the following should be in order:
- You must provide three name choices.
 - A stallion report must be on file.
 - Mare owner(s) or Lessee(s) must sign Section 6.
 - Draw and describe all markings in pen.
 - If the horse has no markings, check the box on the diagram.
 - Both Sire and Dam must have DNA on file.
 - Enclose your registration fees.

Directions are listed in the left hand column.
 Please read all directions carefully before filling out the information.

INSTRUCTIONS:

A. Registry Application: Except in the case of an Embryo Transfer foal, the record owner (or lessee) of the dam at the time of the foaling is responsible for the registration of the foal and will be listed on the registration certificate as the foal's first owner.

B. If the foal being registered is an Embryo Transfer, and Embryo Transfer Application may be required. Rule 2, Section 6.

C. Make checks and money orders payable to: American Morgan Horse Association®.
 Fee must accompany the application. To pay by credit card, see back page.

D. Print in ink or type only.

For complete information concerning rules and regulations, refer to the American Morgan Horse Registry Rules & Regulations which are available upon request, free of charge, by writing AMHA or visiting our website at www.morganhorse.com.

REGISTRATION FEES (check appropriate box)

All foals must be DNA tested before registration can be completed.

Registration fees outlined below include a DNA test.

	Members	Non-Members
Within 6 months of foaling	<input type="checkbox"/> \$90	<input type="checkbox"/> \$175
Over 6 months but less than 12 months after foaling	<input type="checkbox"/> \$100	<input type="checkbox"/> \$185
Over 12 months but less than 18 months after foaling	<input type="checkbox"/> \$125	<input type="checkbox"/> \$210
Over 18 months but less than 60 months after foaling	<input type="checkbox"/> \$210	<input type="checkbox"/> \$295
Older than 60 months of age	<input type="checkbox"/> \$310	<input type="checkbox"/> \$395
ADDITIONAL SERVICES		
Coat Color Test (Refer to Chart Below)^	<input type="checkbox"/> \$40	<input type="checkbox"/> \$125
Each additional Coat Color Test (Refer to Chart Below)^	<input type="checkbox"/> \$25	<input type="checkbox"/> \$110
Rush fee for DNA kit**	<input type="checkbox"/> \$100	<input type="checkbox"/> \$100
SynchroGait® Testing	<input type="checkbox"/> \$115	<input type="checkbox"/> \$200

*AMHA membership applications can be found at www.morganhorse.com or by contacting AMHA.
 **With Rush Service, the kit will be mailed (via Priority Mail) or e-mailed the next working day after receipt of the application.

- ^OPTIONAL COLOR COAT TESTING** (Additional Fee(s) Required)
check one or more tests (boxes) below:
- Cream Dilution**
 -identifies presence and dosage (1 or 2 copies) of cream dilution gene.
 - Lethal White Overo**
 -identifies carriers of lethal white foal syndrome.
 - Red Factor and Agouti**
 -defines the base coat colors of chestnut, bay, black.
 -identifies homozygous black or carriers of red (chestnut) pigment.
 - Sabino 1**
 -identifies presence and dosage (1 or 2 copies) of Sabino 1 gene, one of the genes responsible for white spotting.
 - Silver**
 -identifies presence and dosage (1 or 2 copies) of the Silver gene that dilutes only black pigment.
 - Gray**
 -identifies presence and dosage (1 or 2 copies) for the Gray gene.
 - Splash**
 -Splashed white is a variable white spotting pattern characterized primarily by extremely large blaze, extended white markings in legs, variable white spotting in belly, and often blue eyes.
 - Dun**
 -identifies presence and dosage (1 or 2 copies) of the Dun gene.
 - Dominant White Pattern Test**
 -identifies the W5, W10, and W20 mutations for owners who want to breed horses for Dominant White or to determine the genetic status of horses with unknown white patterns.

Foaling Year: _____

Dam's Name: _____

REGISTRATION APPLICATION

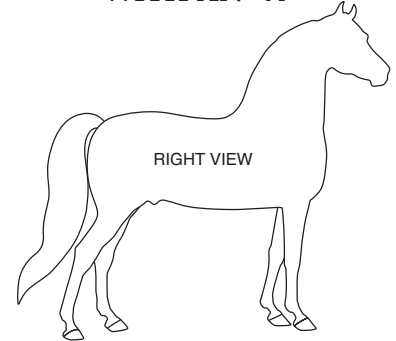
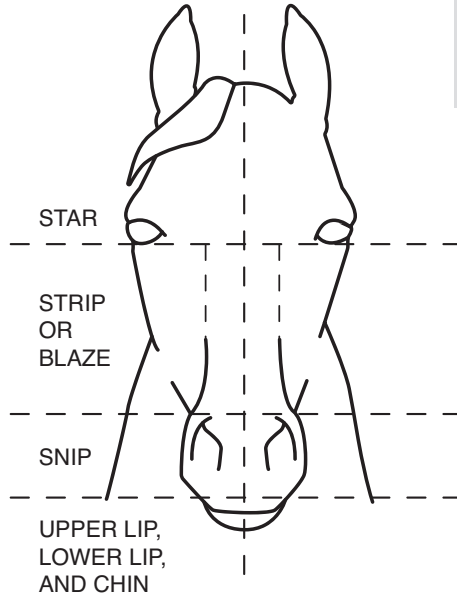
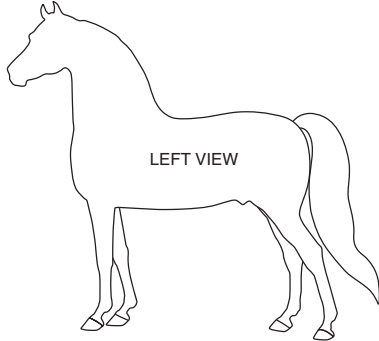
11. MARKINGS

- DRAW MARKINGS IN PEN, NOT PENCIL.
- DO NOT USE WHITE-OUT!
- Outline all of the markings of the horse being registered.
- Complete the diagrams with the horse in front of you.
- Do not trust your memory or hearsay.
- Include any scars or brands the horse may have that might be helpful in indentifying the horse.
- Clear photographs of the markings may help speed processing, especially for horses that have unusual markings.
- Mark the location of the forehead cowlick(s) (hair whorl) with an X. Indicate accurately if to the right/left or above/below the guidelines. This step **MUST** be completed for all horses with no white markings.

DIAGRAM ALL MARKINGS AS THEY CURRENTLY APPEAR

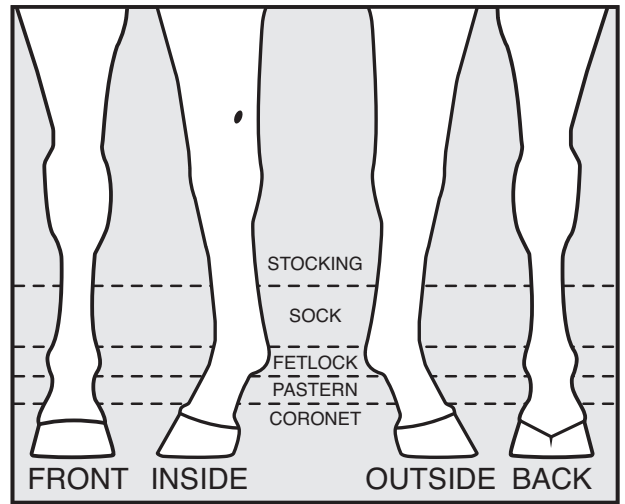
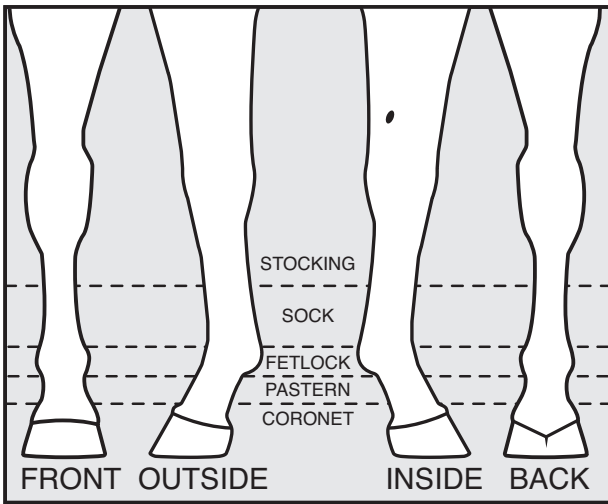
(indicate all dark spots within white)

IF THE HORSE HAS NO WHITE MARKINGS, CHECK HERE AND MARK LOCATION OF FOREHEAD COWLICK(S) WITH AN "X"



LEFT FRONT LEG

RIGHT FRONT LEG



LEFT HIND LEG

RIGHT HIND LEG

